





Design Your Own Bookmarks for the Read-A-Thon!

- 1) Cut out bookmarks on dotted line.
- 2) Design the front (blank side) and color your bookmarks.
- 3) Take a pic and share with your friends!



Design Your Own Bookmarks for the Read-A-Thon!

- 1) Cut out bookmarks on dotted line.
- 2) Design the front (blank side) and color your bookmarks.
- 3) Take a pic and share with your friends!